

liquid memories

to read with water


With this book everyone can create their own liquid memories by setting the 55 unbound sections 18 pamphlets, 5 paperbacks, 12 posters, 10 cards, 9 photographs and 1 leaflet in motion.

Get a scanner, a camera, trays of water, ink, brushes, scissors and markers to play and practice waterquery (water enquiry). Connect with a felt sense. Follow a non-linear path, read one section through the other, let them interfere and overlap as water waves. Read the book with others. Organise a liquid workshop, waterquery other photographic collections.

Document your watery reading and email it to msdm@msdm.org.uk



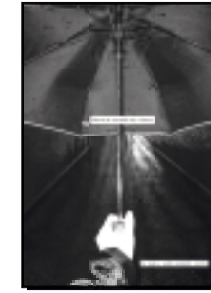
CAPTURE
Scan a section using a zig zag motion to create light waves along its path.




CHAOTIC GEOMETRY
VORTICE PATTERNS OF WATER
Get a tray of water with ink and place the pamphlets in direct contact with the surface, to render visible the liquid flow.




LIQUID WORDS
Come up with new liquid words, find a blank page to write and smudge them somehow.




SUSPENDED WATERS
On a windy rainy day, toss this pamphlet to the wind



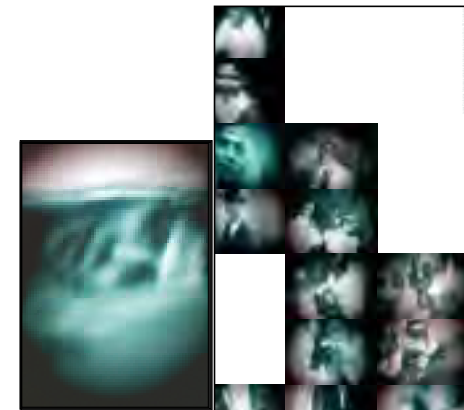
LIQUID POEMS
Cut out your favorite words and collage them with weather reports.




WATER SAMPLES & JERRY CANS
WET PAMPHLET
Walk to the river, lake, or reservoir, that is the source water for your local water treatment plant, and collect water samples.



LIQUID STONE / RAW WATER
Search for clues of underground water at street level and make note of the locations.




LIQUID EXPERIMENTS
Rephotograph the portraits through a bag filled with water.



DECONSTRUCTION,
After freezing the poster, let the ice crystals melt.




EXERCISE OF FELT SENSE
Practice waterquery, choose one the cards and follow the instructions.




FLUID WRITING
WITH TWO STONES IN HAND
Write with ice cubes on the granite page.




MARBLED PATH
Wrap the print around a street stone and immerse it in salt water.




DEVELOPING A TOPOLOGY
OF POST AUTONOMY
Use the diagrams in the pamphlet to map your reading journey through the loose sections.



À MEMÓRIA DE LUÍS "VAREIRO"
('TO THE MEMORY OF LUIS VAREIRO'),
Add a tear to the saddest story.




PASTELEIRA ECOTONE
Place the photographs as bookmarks in your favourite sections.



EMOTIONAL SOLVENT

Throw the loose photographs onto a stream, follow their course, and look at what is left, from a different angle.




SUSPENDED WATERS.FLUID LANDSCAPES

Boil water and read the misty landscape through the vapour.



SILVER SKY

Immerse in rainwater, 1 minute for each person that dies crossing the ocean.




WATERED DOWN (APAISADO)

Pulp a pamphlet and shape it to look like a faraway island.



INFILTRATIONS

Apply the wet poster over a wall with infiltration and let wall, paper, and water merge.



CEDRUS FALSUS RENATI

Water a dead tree.



A CALL TO ACTION

Add your own liquid stains to the pamphlet.



O DIA EM QUE EU MORRI (THE DAY I DIED)

Practice ocean breathing whilst reading breathe in and imagine the wave rolling in, breathe out and imagine the wave rolling out.



GUSH

Wash your family's clothes in the river.




O LAGO (THE LAKE)

Look at your childhood photos for one of you by the water and tip it in the book.



DEPURA A ÁGUA (PURIFY THE WATER)

Use water from a local stream to treat your photographs.



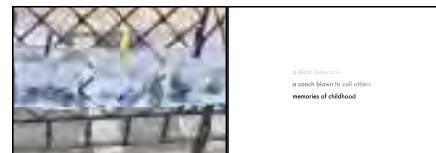
CONNECTING WATERS

Use the blank pages to write your watery memories.



CONNECTING WATERS

Select a section in this publication to immerse in a bag filled with water.



CONNECTING WATERS

Chose one of the cards and transform it into a daily mantra.




LAMA DE MORTE (DEATH MUD)

Be a water guardian for a day.



SKIN

Immerse the poster in water and place it over your wet skin.



ESTADO DE IMERGÊNCIA / STATE OF IMMERGENCY

Write down a number: on a scale of 1 to10, how liquid do you feel today?